




NEWSLETTER

Number 75

Established 1974

February 2010

CHIPS® Release 10.3



Frey & Company first began offering CHIPS® Payroll way back in 1986. The **C**ompre**H**ensive **I**ntegrated **P**ayroll **S**ystem was developed to provide a payroll system that would meet the needs of our fund based financial operations. The unique feature of CHIPS® is its ability to split and distribute payroll amounts to various funds and/or departments. This feature is essential for a fund based payroll system. This is the primary reason why you must have BUCS® in order to use CHIPS®.

The base system provides the facilities to maintain extensive files of employees, Federal, State, & Local tax rates plus other deductions. The payroll process is quick. The check printing can display the various pay types plus all the breakdowns and summary information. Tax Tables are easy to modify keeping program maintenance to a minimum.

Throughout the years, several modules have been added to CHIPS® to keep up with the customers' needs along with the advancement in technology. Modules include Check Reconciliation & Voiding (CKR), Automated Clearing House Direct Deposit (ACH), Magnetic Media Filing W-2s (MM), Data Dictionary (DD), Time Clock Interface (TC), Positive Pay (PP), and the newest module, Web Services (WS).

Check Reconciliation provides a fast and convenient mechanism to reconcile checking accounts. The void feature automatically reverses all accounting entries created during the original preparation of the now voided check. ACH uses the Automated Clearing House processing system in conjunction with the customer's local bank for Payroll direct deposits. The Magnetic Media module gives the larger employers the ability to create a file to transmit end-of-year documents such as W-2s to the Federal government. With

the combination of Data Dictionary and AcuXDBC, the customer can use ODBC compliant products such as Crystal Reports™ or Excel® to extract any data and design reports to match specific needs of their custom operation. The Time Clock Interface provides an interface between third party time clock/attendance systems and CHIPS®. With Positive Pay, your organization is provided with a safeguard against check fraud and will enjoy enhanced bank reconciliation features.

NEW! Web Services

The newest module added to the payroll system is Web Services. This module allows employers to give employees 24/7 access to two years of pay stubs and W-2s via the web. Employees create a user name and password and login to the CHIPS® Payroll Online Services to gain access to their records. Secure SES-256 bit encrypted data transfer technology is utilized and remote data hosting services are provided by Frey & Company.

Every year, gathering input from our users through phone calls, surveys, and our annual user conferences, Frey takes our customers' suggestions and makes improvements. As the improvements occur, the software continues to keep CHIPS® a state of the art payroll system. This annual commitment to improving our applications insures that the software you originally invested in will never become outdated.

Some of the latest enhancements to CHIPS® include:

Employee Maintenance:

1. Adding a column to the employee deduction/earning code grid to indicate the type of deduction/earning code.

2. Being able to make an individual deduction/earning code inactive (see Dean's tip for more details).
3. For those using the ACH Direct Deposit module, the ability to deactivate an individual temporarily from using direct deposit (see John's tip for more details).
4. The ability to audio record the employee's name for correct pronunciation (see Adam's tip for more details).

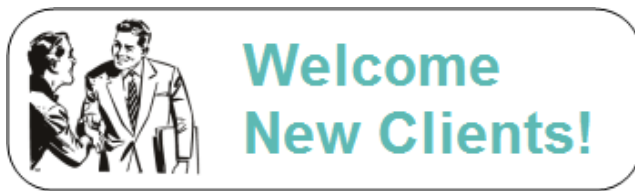
Web Services:

1. The ability to turn off WS for individual employees (see Mike's tip for more details).
2. A new report that allows the users to see who is included in the WS database.
3. The ability to suppress printing the direct deposit stub for those employees that are 100% direct deposit (see Mike's tip for more details).

Direct Deposit:

1. The ability to have direct deposit ACH and prenote file reports print in employee name order.
2. The amount fields include commas when necessary.
3. The Generate Prenote ACH file now prompts the user to enter a posting date for the prenote file.
4. The ability to print a watermark on the direct deposit stub (see Adam's tip for more details).

These are just a sampling of the enhancements made to CHIPS® in 2009. Frey & Company is always working hard to be sure our software packages are being refined for our customers. Stay tuned to see what's in store for CHIPS® in the upcoming year. 📧



Frey & Company is pleased to announce the following new clients:

Buckeye On-Line School for Success, OH
Victoria Co Water Control & Improvement District, TX

These clients have recently upgraded or expanded their Frey Software systems:

The City of Orange City, FL
Center for Great Neighborhoods of Covington, KY
City of Roseau, MN
Disposal Waste Services, IL 📧

2010 User Conference

Plans are underway for the 20th Annual User Conference at the Embassy Suites RiverCenter in Covington, KY. The dates are August 8th - 10th, 2010. Take advantage of our

earlybird rate...**Save \$100** off the registration price (we must receive payment of \$495 per person before April 30th).

This year's evening event will include a riverboat dinner cruise on the mighty Ohio River, so mark those calendars now!



Reserve those dates (August 8th-10th) – contact Shelley at 800-659-3739 to make your reservations. We look forward to seeing you there! Stay tuned for more details... 📧



Spotlight on: Christine Davis, Finance Director, The City of Orange City, FL

Size: Population 10,000/4,500 accounts

Frey Software: BUCS®, CHIPS®, & CUBIC®

Years: 19




The spotlight this time shines on the City of Orange City, Florida. Orange City has been using BUCS® since 1990 & CHIPS® since 1991 and in 2006, added Frey's utility billing system, CUBIC®. Christine Davis, Finance Director, tells us that although the city was already a Frey customer when she came on board, she was very happy to not only continue the city's use of the Frey software but to add to it by purchasing CUBIC®.

When asked why the city uses CHIPS® for payroll, Christine says that although she had no say in the original purchase, she's totally satisfied with the system. She assures us that the reason she does so is because "we love it!" The best part of CHIPS® (and all Frey products) is the support received from the Frey Support staff. Christine also mentions that having CHIPS® fully integrated with the General Ledger is another good reason to use the software. Integrated systems eliminates errors and saves time!

Frey added Web Services to CHIPS® just as the city was starting initiatives to 'go green.' Christine says this module fit in with that goal. She says, "The transition was very well

received” by her employees. They appreciate the convenience of being able to access their payroll history online 24/7.

The final question we asked Christine had to deal with their satisfaction with Frey & Company overall. Her response was “the regular updates and feature enhancements to ‘ALL’ applications” are much appreciated. We strive to please, Christine! 🖨



Tips From Support



By Adam Best

1. **Employees with difficult names to pronounce:** CHIPS® 10.3 now offers the solution with the ability to record an employee’s name. To record an employee’s name, the computer needs to have a sound card with a microphone. To playback the recording, the computer needs to have speakers or headphones. Recordings can be up to 10 seconds in length. The 10 second limit is to prevent the creation of audio files that are too large. To record an employee’s name, go to Employee Maintenance. Highlight the chosen employee and click on Edit Button. Click on the Red Button next to the employee’s name to record. When finished, click the Stop Button. Click on the Triangle to play back the recording.

2. **Dress up and add an official custom look to your direct deposit stubs:** CHIPS® 10.3 has the ability to print a watermark on the direct deposit stub. The watermark image will be scaled to a 5 inch by 5 inch wide area on the direct deposit stub. The image used must be a watermark image. CHIPS® does not format the image for you. To enable this, go into the Controls tab in System Controls. Check the box on the bottom left hand side that says “Print Watermark Image on Check Stub Reprint”. Click on the magnifying glass to locate your previously created watermark image (Bitmap or Jpeg 5”x5” format) you want to use. Highlight the path and click Save.

By Dean Eldridge

1. **Now you can personalize your direct deposit stubs.** For those that use Direct Deposit, CHIPS® 10.3 offers an option to print the company name on the direct deposit stub. To enable this, go to General, System Controls, Control [tab]. Check the box on the bottom left hand side that says “Print Company Name on Direct Deposits”. There is also a similar option available located right above this one to “Print Company Name on Check Stub Reprint”. When these are printed, the company name will now also be printed on the forms.

2. **Temporarily deactivate a deduction code.** If an employee deduction needs to temporarily not be taken out, there is an option available within the Deduction/Earning

Codes on Employee Maintenance to Inactivate the Deduction/Earning code. This will allow the code to be marked as inactive and will not be deducted until it is taken off the inactive status. This enables the user to avoid deleting the deduction or making the amount zero. The user can simply deactivate it until ready to start deducting the amount again.

By Mike Emmerich

1. **Suppress printing direct deposit hard copies in Web services.** Users with the Web Services module now have the ability to suppress the printing of an employee’s direct deposit stub if they are 100% direct deposit. To enable this, check the “Suppress Printing Direct Deposit Stub” option under the Web Services section in the General tab in Employee Maintenance. This helps with the “Going Green” campaign and moves you a step forward to a paperless office.

2. **Suppress online employee records:** If you have the Web Services module and you have an employee or employees who do not want their information on the internet, you can un-check the “Include Employee in Web Services Database” option under the Web Services section in the General Tab in Employee Maintenance. This will prevent their information from being uploaded to our server and will, therefore, prevent on-line viewing of the employee’s pay stubs and W-2s.

By John Milleck

1. **Temporarily deactivate employee account items:** For users with the Direct Deposit module, there is the ability to deactivate an individual account line item for an employee. This allows a direct deposit account to be temporarily removed from payroll without having to permanently delete it from the employee record. Also with this module, prenotes only need to be generated if the routing number or account number is changed.

2. **More uses for defaults:** For users who want to use Defaults for amount, percent, etc. inside of Deduction/Earning Codes, there is an option to lock these specifications and not allow the user to override the defaults on an individual employee’s deduction/earning code. The user can synchronize the defaults with the employee’s deduction/earning codes by using the Globally Change Employee’s Deductions/Earnings Feature. 🖨



Fund Accounting

General Ledger
Accounts Payable
Fixed Assets
Cash receipts
Credit Card Tracker
Check Reconciliation
Requisition Control
Advanced Allocations
Budget Planning
Data Dictionary
Fee Receipts
Positive Pay
Combining Reports
Accounts Receivable
ACH for Accounts Payable
MSSQL Database Option

Payroll

Check Reconciliation
Time Clock Interface
Florida Retirement System
Magnetic Media
Positive Payment
ACH Direct Deposit
Web Services – W2s & E-stubs
Data Dictionary
MSSQL Database Option

Utility Billing

AR Billing
Multi-user
Productivity
CASS Certification
E-Billing
RUBS Billing
Budget Billing
Data Dictionary
AMR Interface
Inventory
Back Flow Device Mgmt
Internet Inquiry
On-Line Payments
Meter Maintenance
Installments
MSSQL Database Option

Call Toll Free	1-800-659-3739
Internet	www.drffrey.com
E-Mail Sales	sales@drffrey.com
E-Mail Support	support@drffrey.com



40 N. GRAND AVENUE, SUITE 303
FORT THOMAS, KY 41075-1765
859.441.6566 * 800.659.3739
859.441.7152 FAX
www.drffrey.com

Systems and Software Engineering

NEWSLETTER

IN THIS ISSUE:

- Highlighting CHIPS® 10.3 ...**
- 2010 User Conference ...**
- Spotlight on Orange City...**
- Support Tips For Users...**